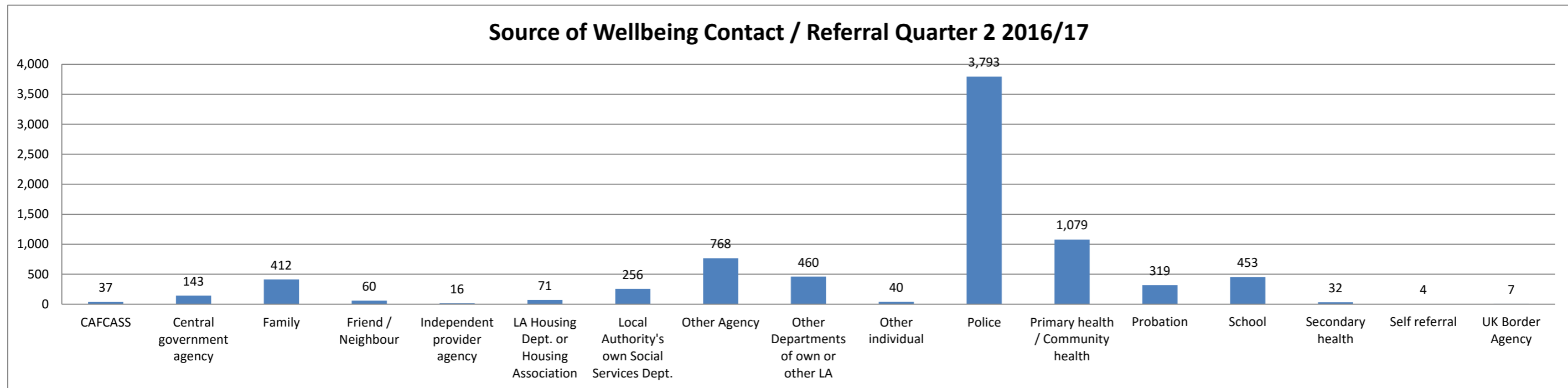


Summary of Wellbeing Contact / Referrals Quarter 2 2016/17

Source / Outcome	CS - Contact to MHub	CS - Information Received on Open Case	CS - JAF Required	CS - Manager's Authorisation Required	CS - Move to Strategy Discussion/Meeting	CS - No Further Action	CS - Signpost to Early Intervention	CS - Wellbeing Assessment	NULL	Grand Total
CAFCASS		2				25			10	37
Central government agency		1			1	137	2	2		143
Family	2	15		3	10	340	9	33		412
Friend / Neighbour		2			4	47		4	3	60
Independent provider agency		7			3	3		1	2	16
LA Housing Dept. or Housing Association		3			3	42	3	20		71
Local Authority's own Social Services Dept.	1	31			30	154	3	37		256
Other Agency	1	89		2	15	573	12	74	2	768
Other Departments of own or other LA		40			46	338	5	28	3	460
Other individual		4				33		1	2	40
Police	13	927	2	1	99	2,629	16	69	37	3,793
Primary health / Community health	5	187	13	3	43	721	8	95	4	1,079
Probation		16				287		15	1	319
School	4	32		1	34	337	8	30	7	453
Secondary health		4	1		3	21		3		32
Self referral					1	2	1			4
UK Border Agency						6		1		7
Grand Total	26	1,360	16	10	292	5,695	67	413	71	7,950

Source of Wellbeing Contact / Referral Quarter 2 2016/17

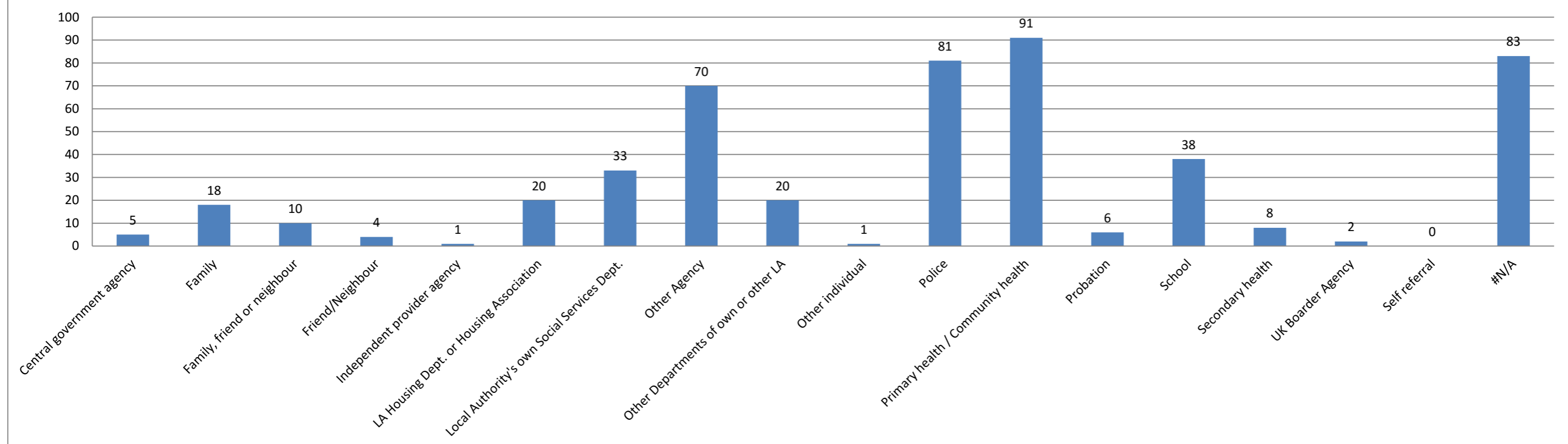


Summary of Wellbeing Assessments Quarter 2 2016/17

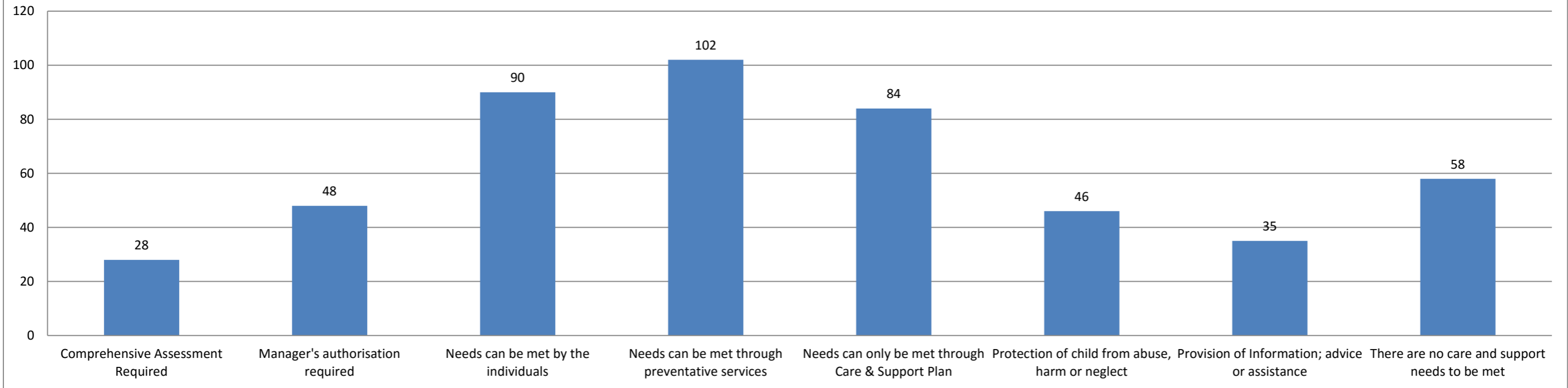
Source/Outcome	Comprehensive Assessment Required	Manager's authorisation required	Needs can be met by the individuals	Needs can be met through preventative services	Needs can only be met through Care & Support Plan	Protection of child from abuse, harm or neglect	Provision of Information; advice or assistance	There are no care and support needs to be met	Grand Total
Central government agency				1	1			3	5
Family		1	4	4	5	3		1	18
Family, friend or neighbour		1	3	2	1			3	10
Friend/Neighbour	1		1			1		1	4
Independent provider agency				1					1
LA Housing Dept. or Housing Association	1	5	1	5		2	6		20
Local Authority's own Social Services Dept.		4	12	2	9	3	1	2	33
Other Agency	4	16	9	8	15	2	6	10	70
Other Departments of own or other LA	2	1	3	2	2	5		5	20
Other individual	1								1
Police	1	6	26	18	7	10	6	7	81
Primary health / Community health	8	7	11	30	16	7	6	6	91
Probation	2		1				1	2	6
School	2	2	8	9	8	5	1	3	38
Secondary health	3			1	2			2	8
UK Boarder Agency	1							1	2
Self referral									0
#N/A	2	5	11	19	18	8	8	12	83
Grand Total	28	48	90	102	84	46	35	58	491

N/A = Wellbeing Assessment did not originate / is not linked from/to Contact / Referral and there are no source questions on Wellbeing Assessment

Source of Wellbeing Assessment Quarter 2 2016/17



Outcome of Wellbeing Assessments Quarter 2 2016/17



Outcome of Wellbeing Assessment by source Quarter 2 2016/17

